

1. I have been told about the study and I know why it is being done and what to do. I know that I do not have to do it if I do not want to. If I have questions I can ask my teacher. I know that I can stop at any time.		
	Response Percent	Response Count
I understand and will begin the survey. <div></div>	100.0%	13
I would rather not do it.	0.0%	0
	answered question	13
	skipped question	0





2. Where do you go to school?

	Response Percent	Response Count
IS 53	0.0%	0
IS 109	0.0%	0
IS 137	0.0%	0
IS 192	0.0%	0
IS 210	0.0%	0
IS 226	0.0%	0
IS 238	0.0%	0
MS 202	0.0%	0
PS 42	0.0%	0
PS 197	0.0%	0
PS 223	0.0%	0
PS/IS 116	0.0%	0
PS/IS 225	0.0%	0
Al-Ihsan Academy	100.0%	13
August Martin HS	0.0%	0
Beach Channel HS	0.0%	0
Business Computer Application HS	0.0%	0
Christ Lutheran School	0.0%	0
Devine Mercy Catholic Academy Elementary and Middle School	0.0%	0
Far Rockaway HS	0.0%	0
Grace Lutheran Day School	0.0%	0
John Adams HS	0.0%	0
Richmond Hill HS	0.0%	0
St. Francis De Sales School	0.0%	0



St. Joachim and Anne	0.0%	0
St. Joseph's Parish Day	0.0%	0
St. Rose of Lima School	0.0%	0
Other	0.0%	0
other school (please specify)		0
answered question		13
skipped question		0

3. What grade are you in?		
	Response Percent	Response Count
6th	0.0%	0
7th	0.0%	0
8th	0.0%	0
9th	100.0%	13
10th	0.0%	0
11th	0.0%	0
12th	0.0%	0
answered question		13
skipped question		0



4. How often do you use your computer at home for homework?

	Response Percent	Response Count
I don't have a computer at home 	7.7%	1
I don't use my home computer for homework	0.0%	0
A few times a year	0.0%	0
About once a month 	7.7%	1
About once a week 	23.1%	3
Almost every night 	61.5%	8
<i>answered question</i>		13
<i>skipped question</i>		0



5. Compared to last year, this year my teachers are using computers...

	Response Percent	Response Count
less	0.0%	0
about the same amount 	30.8%	4
more 	69.2%	9
<i>answered question</i>		13
<i>skipped question</i>		0




6. Compared to last year, this year students in my grade are using computers...

	Response Percent	Response Count
less	0.0%	0
about the same amount 	53.8%	7
more 	46.2%	6
answered question		13
skipped question		0





7. During this school year, how much time per week did you spend using computers in your class(es)?

	Response Percent	Response Count
Not at all	0.0%	0
Less than one period per week	0.0%	0
1 or 2 periods (or a double period) per week 	84.6%	11
3 to 4 periods per week 	15.4%	2
More than 4 periods per week	0.0%	0
answered question		13
skipped question		0






8. During this school year, I typed up reports and assignments.

	Response Percent	Response Count
Never	0.0%	0
A few times a year 	23.1%	3
About once a month 	53.8%	7
About once a week 	23.1%	3
Almost every day	0.0%	0
answered question		13
skipped question		0





9. During this school year, I made spreadsheets and graphs.

	Response Percent	Response Count
Never 	7.7%	1
A few times a year 	53.8%	7
About once a month 	7.7%	1
About once a week 	30.8%	4
Almost every day	0.0%	0
answered question		13
skipped question		0



10. During this school year, I used blogs to communicate with other students and teachers

	Response Percent	Response Count
Never 	53.8%	7
A few times a year 	23.1%	3
About once a month 	7.7%	1
About once a week 	7.7%	1
Almost every day 	7.7%	1
answered question		13
skipped question		0





11. During this school year, I did research on the Internet for a report or assignment.

	Response Percent	Response Count
Never	0.0%	0
A few times a year 	23.1%	3
About once a month 	15.4%	2
About once a week 	46.2%	6
Almost every day 	15.4%	2
answered question		13
skipped question		0





12. During this school year, I made a PowerPoint presentation.

		Response Percent	Response Count
Never		69.2%	9
A few times a year		30.8%	4
About once a month		0.0%	0
About once a week		0.0%	0
Almost every day		0.0%	0
answered question			13
skipped question			0





13. During this school year, I used the computer to make a graphic novel.

		Response Percent	Response Count
Never		23.1%	3
A few times a year		61.5%	8
About once a month		7.7%	1
About once a week		7.7%	1
Almost every day		0.0%	0
answered question			13
skipped question			0





14. During this school year, I took a test on the computer.

	Response Percent	Response Count
Never 	15.4%	2
A few times a year 	23.1%	3
About once a month 	53.8%	7
About once a week 	7.7%	1
Almost every day	0.0%	0
answered question		13
skipped question		0





15. During this school year, I used a computer program to improve my study skills or learning skills.

	Response Percent	Response Count
Never 	23.1%	3
A few times a year 	38.5%	5
About once a month 	15.4%	2
About once a week 	23.1%	3
Almost every day	0.0%	0
answered question		13
skipped question		0



16. During this school year, I made or listened to a podcast.

		Response Percent	Response Count
Never		23.1%	3
A few times a year		23.1%	3
About once a month		23.1%	3
About once a week		30.8%	4
Almost every day		0.0%	0
answered question			13
skipped question			0



17. During this school year, I made or edited a webpage or worked in a web environment, like a wikispace.

		Response Percent	Response Count
Never		15.4%	2
A few times a year		61.5%	8
About once a month		0.0%	0
About once a week		15.4%	2
Almost every day		7.7%	1
answered question			13
skipped question			0



18. This school year, I collected data using equipment that go with the computer, like probes or PDAs.

	Response Percent	Response Count
Never 	76.9%	10
A few times a year 	23.1%	3
About once a month	0.0%	0
About once a week	0.0%	0
Almost every day	0.0%	0
answered question		13
skipped question		0

19. This school year, I made or edited a video or movie.

	Response Percent	Response Count
Never 	76.9%	10
A few times a year 	23.1%	3
About once a month	0.0%	0
About once a week	0.0%	0
Almost every day	0.0%	0
answered question		13
skipped question		0

20. During the past school year, I created or contributed to a web-based map or timeline.

		Response Percent	Response Count
Never		61.5%	8
A few times a year		38.5%	5
About once a month		0.0%	0
About once a week		0.0%	0
Almost every day		0.0%	0
		<i>answered question</i>	13
		<i>skipped question</i>	0

21. In which classes do you use technology. (Check all that apply)

	Response Percent	Response Count
Math <input type="checkbox"/>	7.7%	1
Sciences <input type="checkbox"/>	15.4%	2
English Language Arts <input type="checkbox"/>	53.8%	7
Social Studies <input type="checkbox"/>	23.1%	3
Art <input type="checkbox"/>	7.7%	1
Music <input type="checkbox"/>	0.0%	0
Physical Education/Gym <input type="checkbox"/>	15.4%	2
ESL or ELL <input type="checkbox"/>	0.0%	0
Computer Class <input type="checkbox"/>	100.0%	13
Multi-Media <input type="checkbox"/>	7.7%	1
None of the Above <input type="checkbox"/>	0.0%	0
Other (please specify) <input type="text"/>		2
answered question		13
skipped question		0

22. How well do you know how to use the following equipment, applications or web sites?

	I never tried	I know the basics	I'm pretty good	I'm an expert	Response Count
Digital camera or video	0.0% (0)	15.4% (2)	61.5% (8)	23.1% (3)	13
Audacity or GarageBand	61.5% (8)	38.5% (5)	0.0% (0)	0.0% (0)	13
iMovie or Movie Maker	46.2% (6)	23.1% (3)	30.8% (4)	0.0% (0)	13
Wikispaces	61.5% (8)	30.8% (4)	7.7% (1)	0.0% (0)	13
Teacher/Class Blogs	23.1% (3)	46.2% (6)	30.8% (4)	0.0% (0)	13
Comic Life	7.7% (1)	53.8% (7)	23.1% (3)	15.4% (2)	13
answered question					13
skipped question					0

23. How much do you agree with these statements?

	Strongly Disagree	Disagree	Agree	Strongly Agree	Rating Average	Response Count
I am able to learn more when I use computers in my school.	0.0% (0)	53.8% (7)	38.5% (5)	7.7% (1)	2.54	13
I work harder on my assignments when I am using a computer.	0.0% (0)	15.4% (2)	61.5% (8)	23.1% (3)	3.08	13
I would be a better student if I got to use technology more in school.	0.0% (0)	23.1% (3)	46.2% (6)	30.8% (4)	3.08	13
Teachers in this school know a lot about how to use computers to help students learn more.	15.4% (2)	23.1% (3)	46.2% (6)	15.4% (2)	2.62	13
There are enough computers in my school for students to use for their schoolwork.	15.4% (2)	38.5% (5)	30.8% (4)	15.4% (2)	2.46	13
I am using computers in my class (es) in ways that other students in this school are not.	30.8% (4)	53.8% (7)	15.4% (2)	0.0% (0)	1.85	13
I have shown other students how to do things with computers.	7.7% (1)	30.8% (4)	38.5% (5)	23.1% (3)	2.77	13
I have shown a teacher how to do things with computers.	23.1% (3)	53.8% (7)	15.4% (2)	7.7% (1)	2.08	13
I use computers more in my class (es) than other students in this school	23.1% (3)	53.8% (7)	7.7% (1)	15.4% (2)	2.15	13
answered question						13
skipped question						0